



You may pick up the Supply List at the store. Supply List also included with registration confirmation.

**BAG MAKING WORKSHOP**

Instructor: Janae King

**DATES:** Saturdays, May 20, or June 3 or August 5  
**TIME:** 11:00AM-5:00PM

**COST:** \$45

Leather handle are also available for purchase.



This class is for all experience levels, Beginner bag makers to Advanced. Sewing experience is required. Ability to use sewing machine without assistance.

– Have you said to yourself “I want to sew a bag”, but it seems scary and overwhelming...then come to Janae’ King’s Bag Making Workshop, where she will teach you all she knows about the bag making process. She will give you tips and tricks and even show you how to make a wallet, attach leather handles, and make your own key chain too. Janae has a wealth of knowledge from sewing over 200 bags. She says she can “sew them in her sleep” and we bet she can!

**SUGGESTED PATTERNS:** Any bag pattern by Janae’ King or pattern from the book “Handmade Style” by Noodlehead. These are available for purchase at Whitlock’s. You may also choose any bag pattern available for purchase at Whitlock’s.

**ANITA GOODDESIGN TILE QUILT**

Instructor: Gari Kirk

**DATE:** Thursdays—May 4, 11 & 18 (Three part class)

**TIME:** 9:30AM-12:00PM

**COST:** \$75

**EXPERIENCE LEVEL:** Beginners to Advanced. Need to be able to do machine embroidery.

This class is about learning the technique of using Tile Designs to make a quilt.

For this class you may use any Anita Goodesign Tile Quilt Design. The Cardinal pattern used for the store sample is unfortunately no longer available.



Go to [www.anitagoodesignonline.com](http://www.anitagoodesignonline.com) and choose a Tile Design. Whitlock’s will be happy to order the design for you. Order your design by calling Whitlock’s before April 13, 2017. We cannot guarantee delivery prior to the day of the first class unless the order is place before April 13.

**FIRST CLASS:** Thursday, May 4. In this class, you will be going over the steps to create a block. You will need to make several blocks at home before the second class.

**SECOND CLASS:** Thursday May 11. In this class, you will discuss how to sew the blocks together.

**THIRD CLASS:** Thursday May 18. In this class, you will discuss how to finish the quilt

See Supply List for a complete list of supplies.

## CLASSES MAY-AUGUST 2017

You may pick up the Supply List at the store. Supply List also included with registration confirmation.

MOD SQUAD: 'PATCHWORK CITY' Instructor: Carole Kurth  
DATES: Tuesday(2<sup>nd</sup> Tuesday each month) May 9, June 13, July 11, August 8  
TIME: 6:00PM-9:00PM  
COST: \$15 per evening



Experience Level: Intermediate

“What IS Modern quilting?” Here is a great way to find out! Featuring blocks emulating Portland city scenes, challenge yourself in a new colorway, + use up scraps and small bits, compare and show-off to the ‘squad;’ let’s have **F-U-N!**

A new square of challenge fabric is included each month.

Book: Patchwork City by Elizabeth Hartman (Available at Whitlock’s)

COLLAGE QUILTS Instructor: Carole Kurth  
DATES: Sunday June 11 & June 25  
TIME: 1:00pm to 5:00PM  
COST: \$59



Experience Level: Intermediate to Advanced


The Collage artistry of Laura Heine will draw you in with its fresh new look! Embrace your inner hippie-chick; don’t be afraid to go outside the lines and let your creativity shine! We’ll draw, and cut and fuse, and stitch and fuse some more--discover a *pick-up truck, a sea-horse, tear-drop trailer, or maybe a BUFFALO,* on your way to greatness!

**Purchase your supplies online BEFORE YOUR CLASS!\***

**Pattern AND Kit:** Laura Heine collage pattern of your choice. Go online to [www.fiberworksquilting.com](http://www.fiberworksquilting.com)  
Please note: Kits are also available here)

**OR Fabric: from your stash.**

**\*DO NOT PURCHASE FUSIBLE PRIOR TO CLASS!! (NO STEAM-A-SEAM)**





## CLASSES MAY-AUGUST 2017

You may pick up the Supply List at the store. Supply List also included with registration confirmation.

### SCRAP-HAPPY: FIERCE LADIES!

Instructor: Carole Kurth

DATES: Sunday, May 7 & 21  
TIME: 1:00pm to 5:00pm  
COST: \$59

Experience Level: Intermediate

This charming little wall quilt will have you dreaming about San Francisco...Sourdough, the ocean, Ghiradelli Square and Lombard Street! We'll construct small 'painted lady' houses; adding trim to dress them up!

**Pattern Needed:** "Fierce Ladies," Available at Whitlock's.



### SCRAP-HAPPY: FIERCE LADIES and PAINTED LADIES

Instructor: Carole Kurth

DATES: Sunday, August 13 & 27  
TIME: 1:00pm to 5:00pm  
COST: \$59

Experience Level: Intermediate

Houses in two sizes! Make either size in this two-part class. You'll be dreaming about the 'City by the Bay': Sourdough, the ocean, Ghirardelli Square and Lombard Street! We'll construct 'painted lady' houses; adding trim to dress them up!

**Pattern Needed:** "Fierce Ladies," --18" x 24"—tiny houses; wall-sized --OR--"Painted Ladies,"—larger houses; 60" x 72"—twin-sized

**Pattern Needed:** "Fierce Ladies," or "Painted Ladies." Available at Whitlock's.

***(Please note: Painted Ladies WILL ONLY BE TAUGHT IN AUGUST!)***



## QUILT CAMP 2017

Instructor: Jeanette Pitalo

AGES 10-18  
\*COST: \$179

DATE: June 26-29  
TIME: 9:00am-1:00pm

NO CAMP JULY 3-8 DUE TO THE SISTERS QUILT SHOW

DATE: July 10-13  
TIME: 9:00am-1:00pm


DATE: July 17-20  
TIME: 9:00am-1:00pm

DATE: July 24-27  
TIME: 9:00am-1:00pm

DATE: July 31-Aug 3  
TIME: 9:00am-1:00pm

DATE: August 7-10  
TIME: 9:00am-1:00pm

DATE: August 14-17  
TIME: 9:00am-1:00pm



Four Days of stitching fun! Make the Gemini quilt by Villa Rose. Approximately 70" x 84." Choose your own fabrics and let the sewing fun begin. Camp includes everything except the backing. Snacks and all other supplies are provided. Bring your own machine \*or you can rent one from us.

Starting May 20 come into the store and receive the Villa Rose pattern and pick one Jelly Roll and 2 ½ yards of background fabric, 1 package twin size batting and choose a matching Perle Cotton for tying your quilt. This is covered in the cost of the class.

Your will need to purchase: Backing fabric. 42"-45" wide with 4 ½ yards or 108" wide with 2 ¼" yards.

All other supplies will be supplied in class. \*A limited number of machines are available for rent. Please reserve early.

## ADVANCED QUILT CAMP

AGES 10-18  
\*COST: \$98  
PREREQUISITE: Three Regular Quilt Camps

DATE: August 21-25  
TIME: 9:00am-1:00pm




Campers will learn to read a pattern. Then cut and piece following the directions. When top is finished learning to spray baste and quilt their top with a walking foot on their sewing machine. The final steps are squaring up then finish with binding. See supply list for list of items to be purchased prior to class.

\*A limited number of machines are available for rent. Please reserve early. The cost is \$10.

**BIG FAT CRAZY QUILT OR TRADITIONAL LOB CABIN QUILT**  
DATES: Friday, June 2, 9, 16 and 30<sup>th</sup> (No class on June 23<sup>rd</sup>)  
TIME: 4:00PM-7:00PM  
COST: \$85.00

Instructor: Linda Livermore



Big Fat Crazy Quilt

This 12 hour quilt class is designed for people who love to be creative with fabric and techniques. You will learn all the basic techniques it takes to make this fabulous quilt . This is the perfect fat-quarter pattern that allows you to incorporate your favorite fat-quarters or your scraps that you have been collecting for ages.

Traditional Log Cabin Quilt

This 12 hour quilt class is designed for people of all ages. You will learn all the basic techniques it takes to make this Historic quilt from beginning to end. This design and technique will inspire you to learn a valuable and enjoyable craft.

**QUILTING ON YOUR HOME MACHINE**  
DATES: Saturday, April 15 (9:30am-1:30pm) or Wednesday, May 31 (4:00pm-8:00pm)  
Any Make or Model  
of Machine Welcome  
COST: \$40

Instructor: Jeanette Pitalo



Quilting with your walking foot and free motion foot are the quilting techniques, along with tension, threads, needles and

**ROTARY 101**  
DATES: Saturday, April 22 (10:00am-1:00pm) or Tuesday, May 23 (4:00pm-7:00pm)  
COST: \$15.00  
Experience Level: Beginner

Instructor: Jeanette Pitalo



Beginning rotary cutting, ruler, and mat work. Learn how to make a great 1/4" seam allowance while making a four-patch quilt block!

**CREATIVE CRAYON QUILTS**

Instructor: Terrie Kygar

DATE: Sundays, June 4 or July 16

TIME: 10:00AM-5:00PM

COST: \$55

SUPPLY FEE: \$20



Terrie will teach you her new techniques, Melt-n-Blend and Brush-n-Blend, for coloring, tinting and shading fabric with Crayola crayons and colored pencils. After practicing on several fun and easy coloring exercises you are going to love the beautiful artistic results you can achieve with crayon and colored pencils on fabric. These techniques can be used to enhance and embellish any fusible applique or tinted embroidery pattern. You can color on white fabric or already dyed and printed fabric. Don't like to embroider. No problem. Terrie will show you alternative ways to finish your tinted projects. Using 3-4 different appliques, Terrie will demonstrate each technique for coloring and shading. Then students will color those same appliques. During the workshop there will be time for one-on-one instruction with Terrie as students would like. All fabric and fusible web is furnished by Terrie. The appliques you will be coloring will be given to you in class fused, traced, and ready to cut out and color. You can watch a short video of Terrie demonstrating her Melt-n-Blend technique on her website [www.meltblend.com](http://www.meltblend.com). You are welcome to speak with Terrie personally about this class by phone 503-623-4376 or email [terriesquilts@gmail.com](mailto:terriesquilts@gmail.com).

You may pick up the Supply List at the store. Supply List also included with registration confirmation.

**APRON CLASSES**

Instructor: Nanci Keatley

*Simple Osnaberg Apron*

DATE: Saturday, June 17

TIME: 10:00am-2:00pm

COST: \$35

AGES: 15+ Beginner



Make a simple apron for your favorite home chef or BBQ guru using Osnaberg fabric along with a coordinating print for the pocket!

Pattern & instructions included

Kit Available \$20

*Cross Back Market Apron*

DATE: Saturday, July 15

TIME: 10:00am-2:00pm

COST: \$35

AGES: 15+ Beginner Plus



With back cross straps, a plentiful pocket and coordinating trim. This apron is sure to kick your cooking up a notch!

Pattern: Cabbage Rose's Market Street Apron

Pattern Not Included

Pattern available for purchase at Whitlock's.

## KIDS CLASSES

### ISEW KIDS PAJAMA PARTY

Instructor: Nanci Keatley

DATE: Saturday, July 22 & 29  
TIME: 10:00am-2:00pm  
COST: \$80  
AGES: 10+  
EXPERIENCE LEVEL: Beginner Plus




Come join the fun in this two part class! Join Nanci as she teaches how to make pillowcases & pajama bottoms along with a couple of cozy extras to keep or use as gifts.  
Pattern & instructions included

### ISEW KIDS SKIRT CLASS

Instructor: Nanci Keatley

DATE: Friday, June 30 or Friday, July 21      TIME: 9:00am to 12:00pm  
COST: \$30.00  
AGES: 8+  
EXPERIENCE LEVEL: Beginner Plus



Come make a simple gathered skirt for the summer or school time in this fun kid's class.  
Pattern & instructions included

### ISEW KIDS SEWING BASICS

Instructor: Nanci Keatley

DATE: Mondays, July 10, July 17, July 24, July 31  
TIME: 9:00am-1:00pm  
COST: \$150  
AGES: 8+  
EXPERIENCE LEVEL: Beginner



Our sewing 101 for kid's classes are just the thing for want to be sewers! We'll go over everything from needle threading and hand sewing to machine maintenance and zippers. Each week the students will finish a project to bring home. Snacks will be included each week along with some fun surprises!

Week 1- Needlebook/pin cushion  
Week 2- Tote bag  
Week 3- Appliqué pillow  
Week 4- Zipper bag



**CLUB EMBROIDERY**

Instructor: Linda Jones

Club Embroidery is open to all models of embroidery machines. Customers who are not sure if their hoops size is appropriate for the project please check with the store.

August 19, 2017

Instructor: Linda Jones

1:00pm-5:00pm

Learn to make custom labels with your embroidery machine.

Hoop SQ 14 (5.5" x 5.5")

Project: Quilt Labels

Cost \$30 includes Kit



September 16, 2017

Instructor: Linda Jones

1:00pm-5:00pm

This Club project can be used in a frame, table runner, quilt or pillow top and more.

The design is from the Anita Goodesign Collection It's A Bud's Life.

The second part of the design will be available at the next club in October.

Hoop SQ 23 (9.1" x 9.1")

Project: Bud's Life Buttercup Part 1

Cost \$30 includes Kit



October 21, 2017

Instructor: Linda Jones

1:00pm-5:00pm

This Club project will complete the Buttercup design as you embroider the second part of the design. The first part was the project for September.

Hoop SQ 23 (9.1" x 9.1")

Project: Bud's Life Buttercup Part 2

Cost \$30 includes Kit



November 18, 2017

Instructor: Linda Jones

1:00pm-5:00pm

Linda shows you a fun Christmas themed project and a chance to embroider on silk.

Hoop GR (9.1" x 11.8")

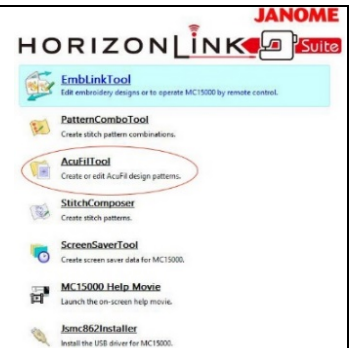
Project: Christmas Collage on Silk

Cost \$25 Kit: \$10 paid directly to instructor

## ACUFIL TOOL CLASSES

Instructor: Pam Greer

This is a series of five lessons. You will learn how to use the Acufil™ Tool with your embroidery machine. The lessons are progressive. Please plan to take the lessons in order presented. We will make projects in Lessons 2-5. These Lessons are open to anyone who has the Acufil™ Tool. Acufil™ Tool is available for a number of Janome and Elna machines. You must have the Acufil™ Tool software, the ASQ 22 or AQS18b hoop (depending on machine model), template, and clamps. The Class is limited to 7 each session.



### **LESSON 1: ACUFIL™ TOOL SOFTWARE APPLICATIONS AND FUNCTION-USING MULTIPLE DESIGN LAYOUT**

Tuesday, August 1, 2017 or Thursday, August 3, 2017  
10-4 with one hour for lunch

This Lesson will start with navigating through the Acufil™ Tool and then we will practice stippling and adjusting needle and the bobbin holder (case), if necessary.

IN CLASS: Practice all over stippling using a stippling design on a quilt sandwich.

COST: \$30.00 KIT: Included in cost.

You will learn to:

1. Use the Application Button, Quick Access Toolbar, Home and View Tabs, Start Page and Status Bar.
2. Calculate amount of fabric to fit the ASQ22 or ASQ 18 (depending on model of machine) hoop for perfect fit when overall quilting.
3. Use best practice for templates, files folders, and fabric.
4. Prepare your machine for Acufil quilting including proper settings.
5. Locate and use stippling designs.
6. Practice stippling and hoop placement.

### **LESSON 2: FUNCTION-USING CREATE ORIGINAL DESIGNS**

Tuesday, September 12, 2017 or Thursday, September 14, 2017  
10-4 with one hour for lunch

Now that you have learned the basics, we will construct and quilt a table runner.

IN CLASS PROJECT: Construct an 18" x 30" table runner and quilt with a motif. Construction Skill Level: Easy  
COST: \$30.00 KIT: Included in cost.

You will learn to:

1. Construct a table runner.
2. Set up machine with appropriate setting.
3. Layout multi-hooped areas on a quilt.
4. Locate and use motifs to make an original design.
5. Resize motifs.
6. Use different motifs in one project.

## ACUFIL TOOL CLASSES

Instructor: Pam Greer

### LESSON 3: FUNCTION- USING EDIT DESIGNS

Monday, October 16, 2017 or Wednesday, October 18, 2017

10-4 with one hour for lunch

In this class, you will take your knowledge, construct, and quilt a quilt top. . Construction Skill Level: Easy

IN CLASS PROJECT: Construct a 26" x 29" quilt top containing four blocks and borders to quilt.

CLASS: \$30 KIT: Included in cost.

You will learn to:

1. Construct a small quilt top.
2. Create single a single quilt hooping multiple blocks.
3. Work with stipple parts.
4. Resize, rotate, and move quilt designs.
5. Baste using various methods.

### LESSON 4: FUNCTION-DESIGNING BORDERS

Monday, November 6, 2017 or Friday, November 10, 2017

10-4 with one hour for lunch

With the quilt top completed and quilted, we will quilt the borders.

IN CLASS PROJECT: Quilt the borders on quilt top made in Lesson 3.

COST: \$30.00 KIT: Included in cost.

You will learn to:

1. Learn what designs work best for borders.
2. Mark and place designs on quilt top border. Use quilt top from Lesson 3.
3. Create designs to make long and short borders.
4. Make a decorative stitch binding.
5. Choose appropriate decorative stitch for binding.
6. Sew decorative stitches on binding.

### LESSON 5: FUNCTION-USING OVERALL STIPLING

Tuesday, January 9, 2018 or Thursday, January 11, 2018

This project is a small all over stippling project to match your table runner from Lesson 2.

IN CLASS PROJECT: Hot Pad with Insu-Bright to make table runner.

COST: \$30 KIT: Included in cost.

You will learn to:

1. Construct a hot pad to match the table runner in Lesson 2. Skill Level: Easy
2. Use the Multiple Design Layout to stipple a one-hoop project.
3. Work with Insul-Bright batting.

**CLUB HANDI QUILTER**

Instructor: Jeanette Pitalo

**DATES:** Saturday, May 13

**TIME:** 10:00AM-12:00PM

**COST:** \$15 FREE with Handi Quilter MAP



If you are a longarm quilter, this is what you have been waiting for! A place to share ideas and solve problems. Find out the latest and greatest tools and tips. Come and join us for a fun filled time.

Bring Your Projects for Show and Tell.

**CHILDREN'S CHARITY SEW AND SERGE**

Instructor: Jeanette Pitalo

**DATES:** Tuesday, May 9 No June, July or August

**TIME:** 10:00AM-4:00PM



Want to learn new sewing and serging techniques while doing something worthwhile? Come help sew darling shorts, dresses, top and more- simple and sweet garments we can send to 3rd world countries to help clothe little girls. We will have patterns and fabric to use, but if you have fabric or trims you would like to donate, bring them with you. Don't forget your lunch, machine with all its' accessories (foot pedal & power cord too). We'd love to have you spend the day with us doing good for others. You'll feel so good when you're done!

**PRO-STITCHER CLASS**

Instructor: Jeanette Pitalo

**DATES:** Saturday, May 13

**TIME:** 1:00PM-3:00PM

**COST:** \$30



This is a terrific place to get all of your Pro-Stitcher questions answered. Join other Pro-Stitchers to learn new techniques from Jeanette and share ideas. She will also tell all about the newest tools and great tips. You may bring your laptop (optional).

**HERE A CHICK, THERE A CHICK**

Instructor: Judy Hillman

By Bonnie Sullivan with All Through the Night

**DATE:** Second Wednesdays—April 12, 2017 through September 13, 2017

**TIME:** 10:00am-12:00pm

**COST:** \$20 per session

**KIT:** \$195 Suggested Pearl Cotton Thread Kit \$14.50

Finished quilt is 36" X 42"

Experience Level: Confident Beginner



This is easy, peasy, fun and simple. Your kit is fully pre-cut, and the shapes are pre-fused. No mess. No fuss. Fabrics are Bonnie Sullivan's Woolies Flannel from Maywood Studio. Can it get any easier?

Each month you receive a kit with pre-fused applique pieces and background fabric. We will hand stitch the applique pieces in class. There are a number of stitches to learn as we go along that are all-simple. And guess what? There is a bonus project each month.

Students must pay for entire kit upon signing up. It is fully pre-cut and includes the binding. There is also a thread and button kit available to order when you sign up. I recommend you pick it up as it makes life simple not having to hunt for the threads and buttons. And, simple is a good thing. The backing fabric is a separate kit. Please order and prepay prior to third class.

## CLASSES MAY-AUGUST 2017

You may pick up the Supply List at the store. Supply List also included with registration confirmation.

### **FINISH IT FRIDAY**

#### **4:00-7:00PM SECOND FRIDAY OF EVERY MONTH**

Join Jeanette to finish your work in progress on the Second Friday of each month! Bring those unfinished projects and your sewing machine to get to work!!

May 12, June 16, July 14, August 11

No Finish It Friday on June 9

Cost: \$15

Starts January 2017 and runs through December 2017.



### **MACHINE MADNESS**

6:00-8:00 THIRD MONDAY OF EVERY MONTH LECTURE/DEMONSTRATION  
WITH JEANETTE

May 15, June 19, July 17, August 21

Plus a pattern/project sheet to take home every month

You'd have to be mad to miss all sorts of sewing tips for your home machine with Jeanette. Every month she will be sharing her years of experience to show you everything from beautiful buttonholes to flawless French seams to zippers & zig-zag plus even more of her amazing ideas to use your home machine to its fullest!

**COST: \$15 PER SESSION OR \$120 PREPAID FOR 12 SESSIONS**



Stop by between 3:00 & 7:00 and make a great 15-minute project. No RSVP necessary. These projects are easy enough for any skill level. Sewing machines and cutting equipment will be ready and waiting for you to create. Kits \$10 for the night's project.

Wednesday May 3  
Wednesday June 7  
Wednesday July 5  
Wednesday August 2

## **BLOCK OF THE MONTH FIRST SATURDAY**

Come and join us for the first Saturday Block of the Month. Yes, we know it's early, but it will be totally worth getting up for!

The first month's kit is \$10, and when you bring your finished block the following month, the kit is only \$5.

The quilt is from the book, "Vintage Quilt Revival". We will be making 12 out of the 24 blocks that are a modern twist on classics.

Door prizes, the latest in notions, plus we'll show you how to put them all together. Project sharing is a big part of the fun!

Starts January 2017 runs through December 2017

Cost: \$10

Saturday May 6 8:30-9:30  
Saturday June 3 8:30-9:30  
Saturday July 1 8:30-9:30  
Saturday August 5 8:30-9:30



### CLASS AND EVENTS POLICY

We are here to help you have a great experience.

**REGISTRATION:** It is necessary to pre-register for classes and events. Payment is due at time of registration and assures a seat in the class or event. Payment accepted in the store or over the phone by credit card.

**REFUND:** For Machine Mastery and Software Level Classes, we will refund a class fee up to five(5) days prior to the date of the class or transfer the fee to another date that the class is offered. For classes other than Machines Mastery and Software Level Classes, you need to cancel five (5) days prior to class to receive a refund. After 5 days, we cannot refund your registration; however, you may sit in a class taught by the same teacher. Refunds are not applicable to events.

**CANCELLATION:** From time to time, it may be necessary to cancel a class. Registration fee promptly refunded when a class cancels.

**WAIT LIST:** Placement on a wait list when class is full does not require payment in advance. Payment is due at the time a seat becomes available.

### PARKING

#### PARKING OPTIONS:

Parking is available at the Chemeketa Parkade.

Parking on the street is for three hours. After three hours, it is necessary to move vehicle to another block and not on the same street.

There is a paid parking lot behind the store at the end of the alley or off Chemeketa.

Drop off your machine and supplies prior to parking by pulling into the alley next to the store. Please make sure not to block the sidewalk.

**Whitlock's Loyalty Card:** Receive a punch on the card for all notion and fabric purchases. The card is not eligible for a punch in combination with other discounts. When the card is completed, the value of the card is \$25 for the purchase of merchandise in the store. After completing five punched cards, you are eligible to step up to the \$30 punch card.

### CLASS PRICING

#### MACHINE MASTERY and SOFTWARE CLASSES

A Machine Mastery Class cost is \$15.00 per Level for machines purchased at Whitlocks. A \$15 in-store credit is issued on day of the class and is to be used on day of class only. A cash refund is not available.

Level Classes are included with purchase of the Machine Assurance Program ( M.A.P.). Starting December 2016 customers have a choice of either a 10% discount on a regular price item or a punch on the loyalty card. Covered under the MAP program are notions and sew parts. The MAP program does not include fabric or precuts.

Specialty Software classes are offered from time-to-time and the cost is listed with the class information.

Private classes are available for \$50.00 per hour. Please contact store for more information or if you have any questions.