



You may pick up the Supply List at the store. Supply List also included with registration confirmation.

THE TRENDY TOTE Instructor: Janae King
DATES: Saturday, January 28, 2017 or Saturday, March 11, 2017
TIME: 11:00AM-5:00PM
COST: \$45 Pattern available for purchase in store.
Leather handle are also available for purchase.



This class is for all experience levels, Beginner bag makers to Advanced. Sewing experience is required. Ability to use sewing machine without assistance.

RAW EDGE APPLIQUE Instructor: Gari Kirk
DATE: Thursdays—February 2 & 9 & 16 (Three part class)
TIME: 9:30AM-12:00PM
COST: \$75




In this class, you will work on a raw edge Applique project of your choice. We will go over how to get pattern pieces to a fusible medium such as Steam-a-Steam™, to the fabric, cutting and sorting. Then we will start to assemble the pieces of the wall hanging.

See Supply List for patterns, kits information.

TRADITIONAL LOG CABIN QUILT Instructor: Linda Livermore
DATES: Wednesdays —January 4 & 11 & 18 & 25 or Wednesdays—February 1 & 8 & 15 & 22
or Wednesdays—March 1 & 8 & 15 & 22
TIME: 1:00pm to 4:00pm
COST: \$87 Includes the book/pattern used for Class

This 12-hour quilt class designed for people of all ages. You will learn all the basic techniques it takes to make this Historic quilt from beginning to end. This design and technique will inspire you to learn a valuable and enjoyable craft.

Kits: Lap Quilt Kits Available by Request Cost: \$129 includes backing, one extra border and tie thread.



FINISH IT FRIDAY **4:00-7:00PM SECOND FRIDAY OF EVERY MONTH**

Join Jeanette to finish your work in progress on the Second Friday of each month! Bring those unfinished projects and your sewing machine to get to work!!

Cost: \$15

Starts January 2017 and runs through December 2017.



MOD SQUAD

Instructor: Carole Kurth

DATES: Tuesdays—January 10, February 7 (due to Valentine’s Day), March 14, and April 11

TIME: 6:00PM-9:00PM

COST: \$15 per evening

Join us as we create modern blocks from our favorite scraps, using the Elizabeth Hartman book, **‘Patchwork City.’** We’ll compare and contrast our results; plus every month a new square of challenge fabric is included, along with the fun!



SCRAP-HAPPY! CLASSES:

Instructor: Carole Kurth

Every other month, this class will try out a new scrappy quilt pattern.

Ongoing: You’re encouraged to bring your nice scraps, and unwanted but usable fabrics for an ongoing class ‘SCRAP BOX,’ –we’ll trade and share fabrics with others in the class!

SCRAP-HAPPY: TOP SPIN

DATES: February—18 & 25

TIME: 10:00AM TO 2:00PM

COST: \$59



February’s project is **‘Top Spin,’** using a scrappy-setting and half-square triangles.

The pattern is FREE with your paid registration. Gather your polka dots and small color-saturated prints, and creamy whites for your background.

SCRAP-HAPPY: ‘X-PLUS’

DATES: April—8 & 22

TIME: 10:00 AM TO 2:00PM

COST: \$59



Photo Credit: Pinterest

April’s class is **‘X-PLUS,’** a traditional block which has gained lots of exposure in the last few months. Choose your favorite background color, and bring all your favorite scraps. Because this block is more involved, two weeks for homework are allowed between the 1st and 2nd class. Pattern will be available in class

IMPORTANT!! PLEASE DO NOT PURCHASE ANY FUSIBLE PRODUCTS PRIOR TO CLASS!!

If you have a product you’re comfortable using, that’s great. If you haven’t used fusibles—please wait to purchase.

COLLAGE QUILTS

Instructor: Carole Kurth

DATES: Sundays, January—22 & February— 5


TIME: 1:00pm to 5:00PM

Or

Saturdays, March—11 & 25

TIME: 10:00AM to 2:00PM

COST: \$59



The fun is in the details! Cut loose, and try out building a pick-up truck, darling little piggies, a seahorse for your beach house, or a darling girl in her favorite scrappy dress!

Purchase pattern at Whitlock’s, and gather fabrics as directed on pattern, or check online At: www.fiberworks.com for collage pattern of your choice (and pre-made kit,-if desired) Strong intermediate quilters/stitchers.

IMPORTANT!! PLEASE DO NOT PURCHASE ANY FUSIBLE PRODUCTS PRIOR TO CLASS!!

If you have a product you’re comfortable using, that’s great. If you haven’t used fusibles—please wait to purchase.



You may pick up the Supply List at the store. Supply List also included with registration confirmation.

MACHINE HEXIES

Instructor: Donna McCartney-Smith


DATE: Thursday, January 12

TIME: 6:00PM-8:00PM

COST: \$25

KIT: \$12

Beginner-Intermediate Level



Join us to create a hexie decorator pillow in no time at all. And, I promise no hand sewing! This quick method can then go forward to sew larger projects.

PERFECT CAT BED

Instructor: Donna McCartney-Smith

DATE: Saturday, January 21

TIME: 10:00AM-4:00PM

COST: \$65

Experience Level: Beginner-Intermediate



Winter is the perfect time to create a wonderfully cozy bed for your furry family member. This fun project can be completed at class; and your personal design can be part of your home décor. Fun pet extras are included in this class. Join us. Tuition \$65, includes foundation kit for cat or small dog.

TUFFETS

Instructor: Donna McCartney-Smith

DATE: Saturday, February 4

TIME: 10:00AM-4:00PM

COST: \$55

KIT: \$35



Put your feet up and relax on your own artful tuffet. This project will introduce you to basic upholstery techniques expanding your home décor possibilities.

QUILTING ON YOUR HOME MACHINE

Instructor: Jeanette Pitalo

DATES: Saturday, January 28 or Saturday, March 18

Any Make or Model

TIME: 9:30AM-1:30PM

of Machine Welcome

COST: \$40



Quilting with your walking foot and free motion foot are the quilting techniques, along with tension, threads, needles and much more. Bring your manual, foot control, cords, & all accessories.

ROTARY 101

Instructor: Jeanette Pitalo

DATES: Wednesday, January 11 or Thursday, February 16 or Saturday, April 22

TIME: 10:00AM-12:00PM

COST: \$15.00

Experience Level: Beginner



Beginning rotary cutting, ruler, and mat work. Learn how to make a great 1/4" seam allowance while making a four-patch quilt block!

CREATIVE CRAYON QUILTS
DATE: Saturday, March 25
TIME: 10:00AM-5:00PM
COST: \$50
SUPPLY FEE: \$20

Instructor: Terrie Kygar



Terrie will teach you her new crayon techniques for tinting and shading fabric with crayon, colored pencils, and markers. After 3 fun and easy coloring exercises, you are going to be surprised at the beautiful artistic results you can achieve with crayon on fabric. Time and time again Terrie's students say, "This is much easier than I thought it was going to be," and "I haven't had this much fun in a class in a long time". Grab your crayons; it's time to have new fun with an old favorite! You will be learning to color a quail, with a pinecone and beautiful fall leaves. These techniques can be used to enhance and embellish any applique pattern. Terrie has added a new technique for tinting your embroidered projects with crayon.

This is a technique class.
Each student will color a quail, a fall leaf, and a pinecone.

OCEAN TRELIS Instructor: Rachael Harms
DATE: Saturday, February 11 & Saturday, February 25
TIME: February 11—9:00AM-1:00PM, February 25—9:00AM-11:00AM
COST: \$59



Love jelly rolls? Hate wasting fabric? This quilt uses up every thread of your jelly roll and creates a stunning quilt top. Join Rachael for two sessions to create this beauty. Pattern provided in class.

CRAFTERNOON for ages 7 and Up

Instructor: Nanci Keatley

TIME: Come In Between 4:00PM & 7:00PM
COST: \$5.00
KITS: Included in cost.

MAKE AND TAKE PROJECTS



January 6th- Winter Crafternoon
Recycled T-Shirt Slouchy
Beanie
(bring your own t-shirt
to make into a great looking
winter hat)!

February 10th- Valentine's Crafternoon
Yarn Cards & Window Catchers or Hearts
& Hand Canvas



March 10th- Spring
Stained Glass Kites & Tin Can Birds

April 7th- Easter
Bunny Hand Puppets, Yo-Yo flower pins & Bunny Door
Hanger

CLUB HANDI QUILTER Instructor: Jeanette Pitalo

DATES: Saturday, January 14, February 11, March 11, April 8

TIME: 10:00AM-12:00PM

COST: \$15 FREE with Handi Quilter MAP



If you are a longarm quilter, this is what you have been waiting for! A place to share ideas and solve problems. Find out the latest and greatest tools and tips. Come and join us for a fun filled time.

Bring Your Projects for Show and Tell.

CHILDREN'S CHARITY SEW AND SERGE Instructor: Jeanette Pitalo

DATES: Tuesday, January 10, February 14, March 14, April 11

TIME: 9:30AM-4:00PM



Want to learn new sewing and serging techniques while doing something worthwhile? Come help sew darling shorts, dresses, top and more- simple and sweet garments we can send to 3rd world countries to help clothe little girls. We will have patterns and fabric to use, but if you have fabric or trims you would like to donate, bring them with you. Don't forget your lunch, machine with all its' accessories (foot pedal & power cord too). We'd love to have you spend the day with us doing good for others. You'll feel so good when you're done!

PRO-STITCHER CLASS Instructor: Jeanette Pitalo

DATES: Saturday, January 14, February 11, March 11, April 8

TIME: 1:00PM-3:00PM

COST: \$30



This is a terrific place to get all of your Pro-Stitcher questions answered. Join other Pro-Stitchers to learn new techniques from Jeanette and share ideas. She will also tell all about the newest tools and great tips. You may bring your laptop (optional).

HERE A CHICK, THERE A CHICK Instructor: Judy Hillman

By Bonnie Sullivan with All Through the Night

DATE: Second Wednesdays—April 12, 2017 through September 13, 2017

TIME: 10:00am-12:00pm

COST: \$20 per session

KIT: \$195 Suggested Pearl Cotton Thread Kit \$14.50

Finished quilt is 36" X 42"

Experience Level: Confident Beginner



This is easy, peasy, fun and simple. Your kit is fully precut, and the shapes are pre-fused. No mess. No fuss. Fabrics are Bonnie Sullivan's Woolies Flannel from Maywood Studio. Can it get any easier?

Each month you receive a kit with pre-fused applique pieces and background fabric. We will hand stitch the applique pieces in class. There are a number of stitches to learn as we go along that are all-simple. And guess what? There is a bonus project each month.

Students must pay for entire kit upon signing up. It is fully precut and includes the binding. There is also a thread and button kit available to order when you sign up. I recommend you pick it up as it makes life simple not having to hunt for the threads and buttons. And, simple is a good thing. The backing fabric is a separate kit. Please order and prepay prior to third class.

You may pick up the Supply List at the store. Supply List also included with registration confirmation.

Celebrating All 4 Seasons

Instructor: Jeri Petzel

DATES: TBA

TIMES: TBA

COST: TBA

Watch for more information!



Costa Maya

Instructor: Sally Blankenship

DATES: Saturday, January 28, 2017

TIMES: 11:00am-4:00pm

COST: \$40

Make a master block and watch the magic happen.

The "Costa Maya" quilt pattern is not as difficult as it may seem. Choose a couple of large-scale prints. Surround them with three blenders into a 15" courthouse step block, and you are halfway there! Cut the block into 4 pieces and add some triangles. You now have all of the blocks for the center of the quilt, and all of your border blocks, too. Quilt will not be completed in class. Finished size is 72." This class is not for beginners. Some piecing experience is necessary



Let's Twist


Instructor: Sally Blankenship

DATES: Saturday, April 1, 2017

TIMES: 11:00am-4:00pm

COST: \$40

Pinwheels can be Fun, Fast and Easy. Sally will show you how to use the Twister ruler and the secrets of making a spectacular project. Choose any project from the The Let's Twist book. The book features dozens of patterns. This is an easy way to do tessellated table runners, wall hangings, or quilts.





Stop by between 3:00 & 7:00 and make a great 15-minute project. No RSVP necessary. These projects are easy enough for any skill level. Sewing machines and cutting equipment will be ready and waiting for you to create. Kits \$10 for the night's project.

Wednesday January 4
Wednesday February 1
Wednesday March 1
Wednesday April 5

BLOCK OF THE MONTH FIRST SATURDAY

Come and join us for the first Saturday Block of the Month. Yes, we know it's early, but it will be totally worth getting up for!

The first month's kit is \$10, and when you bring your finished block the following month, the kit is only \$5.

The quilt is from the book, "Vintage Quilt Revival". We will be making 12 out of the 24 blocks that are a modern twist on classics.

Door prizes, the latest in notions, plus we'll show you how to put them all together. Project sharing is a big part of the fun!

Starts January 2017 runs through December 2017

Cost: \$10

Saturday Jan 7 8:30-9:30
Saturday Feb 4 8:30-9:30
Saturday March 4 8:30-9:30
Saturday April 1 8:30-9:30





CLASS AND EVENTS POLICY

We are here to help you have a great experience.

REGISTRATION: It is necessary to pre-register for classes and events. Payment is due at time of registration and assures a seat in the class or event. Payment accepted in the store or over the phone by credit card.

REFUND: For Machine Mastery and Software Level Classes, we will refund a class fee up to five(5) days prior to the date of the class or transfer the fee to another date that the class is offered. For classes other than Machines Mastery and Software Level Classes, you need to cancel five (5) days prior to class to receive a refund. After 5 days, we cannot refund your registration; however, you may sit in a class taught by the same teacher. Refunds are not applicable to events.

CANCELLATION: From time to time, it may be necessary to cancel a class. Registration fee promptly refunded when a class cancels.

WAIT LIST: Placement on a wait list when class is full does not require payment in advance. Payment is due at the time a seat becomes available.

PARKING

PARKING OPTIONS:

Parking is available at the Chemeketa Parkade.

Parking on the street is for three hours. After three hours, it is necessary to move vehicle to another block and not on the same street.

There is a paid parking lot behind the store at the end of the alley or off Chemeketa.

Drop off your machine and supplies prior to parking by pulling into the alley next to the store. Please make sure not to block the sidewalk.

Whitlock's Loyalty Card: Receive a punch on the card for all notion and fabric purchases. The card is not eligible for a punch in combination with other discounts. When the card is completed, the value of the card is \$25 for the purchase of merchandise in the store. After completing five punched cards, you are eligible to step up to the \$30 punch card.

CLASS PRICING

MACHINE MASTERY and SOFTWARE CLASSES

A Machine Mastery Class cost is \$15.00 per Level for machines purchased at Whitlocks. A \$15 in-store credit is issued on day of the class and is to be used on day of class only. A cash refund is not available.

Level Classes are included with purchase of the Machine Assurance Program (M.A.P.). Starting December 2016 customers have a choice of either a 10% discount on a regular price item or a punch on the loyalty card. Covered under the MAP program are notions and sew parts. The MAP program does not include fabric or precuts.

Specialty Software classes are offered from time-to-time and the cost is listed with the class information.

Private classes are available for \$50.00 per hour. Please contact store for more information or if you have any questions.