


# Whitlock's Weekly Whimsy

65" x 72"















March 2021 – November 2021

# Whitlock's Weekly Whimsy Supply List

## Fabrics:

Yvonne used fabrics from the Collette Collection by Whistlers Studios, as well as solids from her stash. You could easily make this quilt entirely from your scrap bins or any fabric you have in your stash.

	Colette Pattern # 52051  1 $\frac{3}{4}$ yard Blocks and Borders		Colette Pattern #52051  $\frac{1}{2}$ yard Blocks
	Colette Pattern # 52052  $\frac{3}{4}$ yard Blocks		Riley Blake Designs Pattern SC730 Blossom  2 $\frac{1}{2}$ yard Background and Sashing
	Colette Pattern #52053  $\frac{1}{2}$ yard Blocks		Med Gray Solid  $\frac{1}{2}$ yard Blocks and Cornerstones
	Colette Pattern #52051  $\frac{1}{4}$ yard Blocks		Light Gray Solid  $\frac{1}{4}$ yard Blocks
	Colette Pattern #52054  $\frac{1}{2}$ yard Blocks		Pink Solid  $\frac{1}{2}$ yard Blocks
	Colette Patten #52053  $\frac{1}{2}$ yard Blocks		Light Pink Solid  $\frac{1}{2}$ yard Blocks

## Notions:

Basic Sewing Supplies: scissors, pins, seam ripper

Quilting Supplies: rotary mat, cutter, ruler, marking pen or pencil

Optional: (but super helpful): wool pressing mat, small iron, spray bottle