



MC15000/14000/12000/11000/


9900/500E/450E/400E

SKYLINE S9/atelier 9

MB-7/NS-40/NS-4/NS-α/NS-1

## AcuStitch

For Windows



AcuStitch helps you arrange stitch data in succession, assisting you to create embroidery data for various shapes.

This software has functions to easily make beautiful shapes such a Polygons (corner alignment), Radial shapes (centering), Circles and ellipses (joining start and end points) etc.

**Part No.: 202-419-008**

### Point 1 Various kind of shapes and abundant stitch patterns

Create designs from from 17 different shapes and choose from 117 different stitch patterns to utilize in your work.

《Shapes》



《Sample for Stitch patterns》





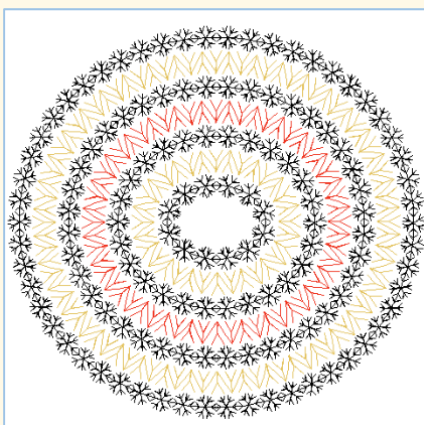
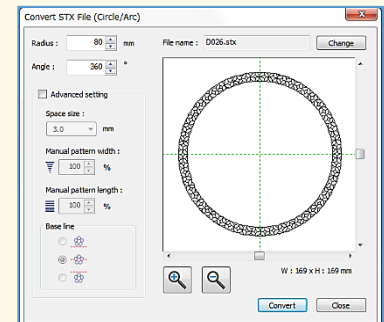
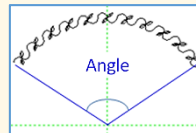
### Point 2 Easy-to-use functionality

Designs can be created automatically with simple settings.

Corner alignment, center alignment, start point and end point alignment can also be done automatically 🎵

By simply changing the angle setting, you can create arcs and variations of your design 🎵

《Sewing samples》



### Point 3 Creating original embroidery data

'Stitch Composer' software for creating stitch data is included in the software installation DVD.

You can create your own original stitch data with Stitch Composer and then create embroidery data for various shapes by using this stitch data with AcuStitch.

StitchComposer

